


MyPyramid

STEPS TO A HEALTHIER YOU

MyPyramid.gov



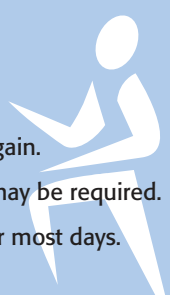
GRAINS Make half your grains whole	VEGETABLES Vary your veggies	FRUITS Focus on fruits	MILK Get your calcium-rich foods	MEAT & BEANS Go lean with protein
<p>Eat at least 3 oz. of whole-grain cereals, breads, crackers, rice, or pasta every day</p> <p>1 oz. is about 1 slice of bread, about 1 cup of breakfast cereal, or 1/2 cup of cooked rice, cereal, or pasta</p>	<p>Eat more dark-green veggies like broccoli, spinach, and other dark leafy greens</p> <p>Eat more orange vegetables like carrots and sweetpotatoes</p> <p>Eat more dry beans and peas like pinto beans, kidney beans, and lentils</p>	<p>Eat a variety of fruit</p> <p>Choose fresh, frozen, canned, or dried fruit</p> <p>Go easy on fruit juices</p>	<p>Go low-fat or fat-free when you choose milk, yogurt, and other milk products</p> <p>If you don't or can't consume milk, choose lactose-free products or other calcium sources such as fortified foods and beverages</p>	<p>Choose low-fat or lean meats and poultry</p> <p>Bake it, broil it, or grill it</p> <p>Vary your protein routine – choose more fish, beans, peas, nuts, and seeds</p>

For a 2,000-calorie diet, you need the amounts below from each food group. To find the amounts that are right for you, go to MyPyramid.gov.

Eat 6 oz. every day	Eat 2 1/2 cups every day	Eat 2 cups every day	Get 3 cups every day; for kids aged 2 to 8, it's 2	Eat 5 1/2 oz. every day
---------------------	--------------------------	----------------------	---	-------------------------


Find your balance between food and physical activity

- Be sure to stay within your daily calorie needs.
- Be physically active for at least 30 minutes most days of the week.
- About 60 minutes a day of physical activity may be needed to prevent weight gain.
- For sustaining weight loss, at least 60 to 90 minutes a day of physical activity may be required.
- Children and teenagers should be physically active for 60 minutes every day, or most days.



Know the limits on fats, sugars, and salt (sodium)

- Make most of your fat sources from fish, nuts, and vegetable oils.
- Limit solid fats like butter, stick margarine, shortening, and lard, as well as foods that contain these.
- Check the Nutrition Facts label to keep saturated fats, *trans* fats, and sodium low.
- Choose food and beverages low in added sugars. Added sugars contribute calories with few, if any, nutrients.




U.S. Department of Agriculture
 Center for Nutrition Policy and Promotion
 April 2005
 CNPP-15



USDA is an equal opportunity provider and employer.